

# ROBOART CODING COURSE

Robots Got Talents  
Educational Courses

robotsgottalents@yahoo.com  
<https://www.facebook.com/RobotsGotTalents/>  
[https://www.instagram.com/robots\\_got\\_talents/](https://www.instagram.com/robots_got_talents/)

## THIS COURSE CONTAINS:

1. Robots Got Talents Student Zone
2. Robots Got Talents Teacher Zone
3. RoboMind Programming Book
4. Advertising Material
5. Certificates for all participants
6. Lesson by Lesson Plan

**And much more**



## Course Introduction

### Robots Got Talents Courses 2020

RoboArt is a Classroom Course for Elementary and Middle school Students by Robots Got Talents. Throughout the course participants will learn about robotics and coding mainly using RoboMind free Programming Software as they program a virtual robot to finish all the exercises and draw shapes in RoboMind Maps Guided by Robots Got Talents Student Zone. This Course contain all needed material to produce the best course experience for Students & Teacher, Student Zone containing Topic by Topic Presentations, quizzes and RoboMind Activities with video tutorials, Teacher Zone containing Course Book, presentations, quiz answers, Advertising Material, lesson plan and teacher guides.

*RoboArt Course consists of 6 main lessons that cover all the topics and activities mentioned in the next page.*

***Good Luck Everyone,***

## Topics Covered:

RoboArt Course-RGT 2020

### Lesson One:

- What is a robot
- Robots characteristics
- Uses of Robots
- What is an Algorithm
- Programming Languages

### Lesson Two:

- RoboMind Software Overview
- Map generating
- RoboMind Map Editor
- Online map editor
- RoboMind remote control

### Lesson Three:

- The text editor
- Simple commands
- Exercise 1

### Lesson Four:

- Exercise 2
- Loop Command
- Exercise 3

### Lesson Five:

- General Revision
- RoboArt Quiz
- If commands

### Lesson Six- Graduation Session



## Hosting the course

### RoboArt Course Hosting

#### Step One:

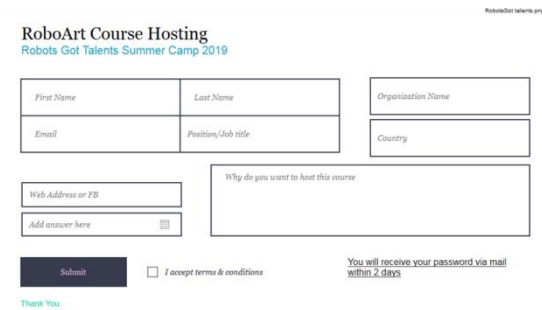
Any school or educational organization with +10 students could simply host any of Robots Got Talents Courses or Camps courses by filling the form Available in the Website and within 2 days you will receive the chosen course login password via mail.

#### Step Two:

After receiving your login password, Open the teacher zone and download the lesson Plan, books, presentations and premade advertisements. Robots Got Talents also offer a free PDF version of the RoboMind Programming book for all course participants (don't forget to print it).

#### Step Three:

The next step is opening the Students Zone, The Student zone is a lesson by lesson plane made by the course authors to the camp participants each student using the website will find access to all RoboArt Course activities, resources, tutorials, presentations and other tools.



RoboArt Course Hosting  
Robots Got Talents Summer Camp 2019

First Name	Last Name	Organization Name
Email	Position/Job title	Country

Web Address or FB  
Add answer here

Why do you want to host this course

☐ I accept terms & conditions

[You will receive your password via mail within 2 days](#)

Submit


Thank You.

#### Hosting the Camp Form

## What should be in the classroom

To produce the best Course Experience for the course participants you should have the following:

- Computer/laptop for each camp participant that have access to RoboMind Software and Robots Got Talents Website
- Internet access
- Teacher PC that have access to RoboMind Software and Robots Got Talents Website
- Additional Materials as Projector, Tablets
- RoboMind Programming Book (PRINTED)
- Quiz Printed (IF NEEDED)




### Map Generator:

The first way of creating a map is by the map generator built in the software and we prefer that teams try creating their own maps using this way To open the map generator you should open:

[menu-open map-generate map](#)

then you choose a map type, add length width and in some versions you should add

ID:  
Map Type:  
Width:  
Height:



#### Students Zone

### Important Notes:

Robots Got Talents want to ensure that everything in the camp is working probably so each session the camp directors are advised to send minimum of three photos that shows that everything working probably.

The person filling the form will be registered as a national camp director; if the organization will to change the camp director they must send a mail to [robotsgottalents@yahoo.com](mailto:robotsgottalents@yahoo.com)

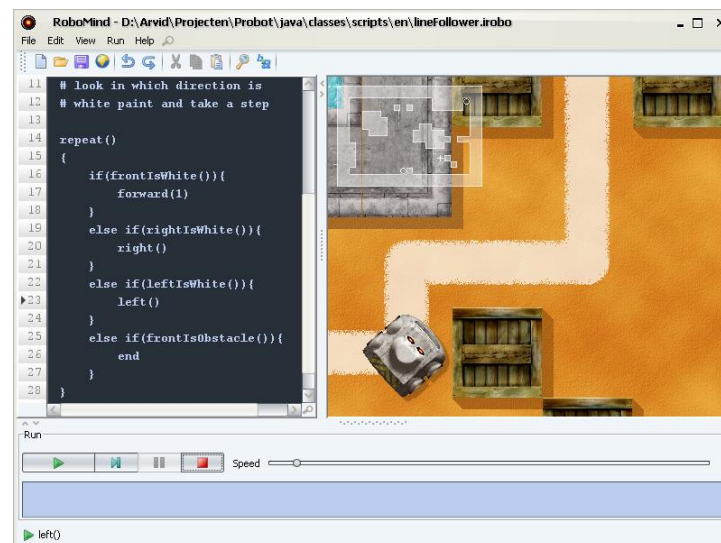
### Terms & Conditions:

Robots Got Talents 2019,2020

- Organizations using the course are not allowed to use course guides, presentations or logos in any other course, course or challenge
- Each time the organization wants to repeat the course they must refill the form
- You are not allowed to share or give the course to any other organization without Robots Got Talents permission.
- You are allowed to use this course for commercial uses with including Robots Got Talents name.
- All students must be given Robots Got Talents course certificate
- .National Course directors must send 3 photos each day in the course to show that everything is good.
- You are not allowed to edit course presentations or guides
- By starting the RoboArt course you agree on all Robots Got Talents terms and conditions.
- For publishing any of the courses photos on social media you must tag Robots Got Talents or use the hash tag (#robotsgottalents)

All teachers using Camp the form must use the Robots Got Talents Course Plane. Organizations are allowed to add extra lessons for graduations or camp introduction.

Organizations are allowed to use this camp for commercial uses with including Robots Got Talents name but they are not allowed to sell the course or the course resources. Read the Terms and Conditions for further information.



**FEEL FREE TO CONTACT US FOR  
FURTHER QUESTIONS**